



आजदी
का
अमृत महोत्सव

Agromet Advisory Bulletin for the District, Kasaragod

(Valid from 15.05.2021 to 19.05.2021)

(Issued jointly by Kerala Agricultural University Regional Agricultural Research Station Pilicode & India Meteorological Department)



Bulletin Number: Pilicode/Ksd-39/2021

Date: 14/05/2021

A. Weather Summary of preceding four days

Rainfall, mm	Max. temp., °C	Min. temp., °C	R. H., %	Wind speed, Km/h
53.7	32.5 – 33.0	21.5 – 26.0	76 - 96	00 - 01





B. Weather forecast for next five days

Parameters	15-05-2021	16-05-2021	17-05-2021	18-05-2021	19-05-2021
Rainfall, mm	80	45	15	15	12
Max. Temp, °C	32	32	33	33	33
Min. Temp, °C	24	24	24	24	24
Max. Relative Humidity, %	98	98	98	98	98
Min. Relative Humidity, %	70	70	70	70	70
Wind speed, km/h	30	26	14	18	16
Wind direction, degrees	140	180	180	180	180
Total cloud cover, octa	8	8	8	8	8

C. Agrometeorological Advisories

Crop	Stages	Problems	Agro-meteorological advisories
			<p>Heavy rainfall and strong wind is predicted on 15th and 16th May, 2021 as there is formation of cyclone due to low pressure condition in Arabian Sea.</p> <p>From 17th May onwards there will be Low to moderate rainfalls.</p> <p>Do not keep harvested produces like rice, rubber, copra, pulses, vegetables, seeds, etc. and fertilizers at open places.</p> <p>Beware of heavy wind and lightning. Avoid working when there is lightning. Don't rest under the trees and in weak shelters.</p> <p>Give strong propping to banana, vegetables and other soft stemmed crop plants.</p> <p>Neither keep the livestock in open places, nor allow them for grazing. They should be sheltered under strong roofs.</p> <p>Postpone activities like fertilizer application, sowing etc till climatic conditions become favourable.</p>
	General conditions		

After the heavy rain, due to increased humidity and temperature crops may get affected with fungal diseases as given below. Keep vigilance and take control measures on time.

	All stages	<p style="text-align: center;">Bud rot</p> 	<p>Detection of disease at its early stage will help to adopt efficient corrective measures. Cut and remove the affected tissues from the crown and apply Bordeaux paste. After that cover the cut surface with polythene sheets to protect it from rain falls until new leaf emerges.</p> <p>Burn the removed tissues immediately.</p> <p>As a prophylactic measure spray 1% Bordeaux mixture into the axils of top leaves of the surrounding palms</p>
Black pepper	All stages	<p style="text-align: center;">Foot rot</p> 	<p>As prophylactic measure, apply 150 gram of Trichoderma enriched neem cake - cow dung mixture in the basins of the vines and incorporate thoroughly with the soil.</p> <p>If disease already appeared, drench soil in the plant basins with Redomil 0.2% (2g/litre of water). Spray the same on the leaves also.</p>
Areca nut	Bearing Stage	<p style="text-align: center;">Mahali disease</p> 	<p>Apply Bordeaux mixture (1%) to the bunch and leaves.</p>
Banana	Various stages of growth	<p style="text-align: center;">Sigatoka leaf spot</p> 	<p>Cut and burn all affected leaves.</p> <p>Spray Tilt or Contaf (@ 2ml per litre)</p>