



# Agromet Advisory Bulletin for the District, Kasaragod

(Valid from 11.06.2025 to 15.06.2025)

(Issued jointly by Kerala Agricultural University Regional Agricultural Research Station Pilicode & India Meteorological Department)



Bulletin Number: Pilicode/ Ksd -46/2025

Date: 10/06/2025

## A. Weather Summary of preceding five days




Rainfall, mm	Max. temp., °C	Min. temp., °C	R. H., %	Wind speed, Km/h
13.2	32.0 – 33.5	23.0 – 24.6	68 – 92	01 – 02




## B. Weather forecast for next five days

Parameters	11-06-2025	12-06-2025	13-06-2025	14-06-2025	15-06-2025
Average Rainfall, mm	30	25	35	40	65
Max. Temp, °C	31	31	31	31	31
Min. Temp, °C	25	25	25	25	25
Max. Relative Humidity, %	91	91	91	91	91
Min. Relative Humidity, %	78	78	78	78	78
Wind speed, km/h	4	4	4	4	4
Wind direction, degrees	320	320	320	230	200
Total cloud cover, octa	8	8	8	8	8

## C. Agrometeorological Advisories

Crop	Stages	Problems	Agro-meteorological advisories
<b>General Condition</b>	<b>Heavy to Very Heavy Rainfall**</b>		
	The sky will be cloudy. High relative humidity will be experienced. The atmospheric temperature will come down.		
	There will be heavy rainfalls on June 11 in isolated places.		
	There will be heavy to very heavy rainfalls on June 12 & 13 in isolated places.		
<b>Weather warning</b>	There will be extremely heavy rainfalls on June 14.		
<b>Weather warning</b>	Chances for heavy rainfall on June 10&11.		
<b>Impacts</b>	Difficultly in drying agricultural produce in open conditions.		
	Chances for fall off of slender stemmed fruits and vegetables.		
	Chances for water stagnation in the fields.		
<b>General Recommendations</b>	Take care while drying the harvested products like rice, rubber, copra, pulses, vegetable seeds, etc directly under sun. Do not heap the harvested products in the field itself.		
	Give popping to all soft slender stemmed crops like banana, vegetables, climbers etc.		
	Clean the drainage channels in crop lowlands to enable proper drainage of excess water in case of exigencies if any. Add bleaching powder in the water stagnating fields.		
	Keep animal feeds, seeds, fertilizers etc. in termite free and moist free rooms on elevated platforms coated with wooden pannels.		
	Provide mulch at the base of the crop to prevent soil and root damage.		

	Use sticking agents also while spraying and it should be done when there is no rainfall.		
Paddy (Viruppu: First crop season)	Main Land preparation	If the level of soil moisture content in the paddy field is optimum for ploughing, the tilling operations can be started. With the first ploughing itself, incorporate powdered FYM/compost or green manures (@ 5t/ha) to the soil.	
Paddy (Viruppu: First crop season)	In Broad- casted fields: Actively growing seedling stage	Apply the fertilizer; 400g Urea, 900g Mussooriephos and 150g Muriate of potash for the medium duration varieties and 400g Urea, 700g Mussooriephos and 120g Muriate of potash for the short duration varieties to each cent (40 square meter) of land area. Apply potash only after two weeks of the lime application	
Paddy (Viruppu: First crop season)	Nursery preparation (In high hills and in places where water shortage was experienced)	Apply dried and powdered farm yard manure or compost while preparing the nursery @1kg/m <sup>2</sup> and thoroughly incorporate to the soil. Preparation of seeds:- To prevent seed borne diseases, dress the seeds with Pseudomonas @10g/kg of seeds before sowing.	
Rice	Nursery stage	Brown leaf spot 	If the disease is severe Spray Mancozeb 75WP at the rate of 3g/ litre of water OR spray Carbendazim + Mancozeb 75WP at the rate of 2g/ litre of water
Coconut	All stages	Rhinoceros beetle  Dwarf varieties and young palms are more vulnerable to the attack.	Take out the beetles from the attacked palm crown using beetle hook. Swab the hole made by the beetles with Bordeaux paste to prevent entry of fungus through the cut surface.  Old fishnets can be reused for controlling the pest. Cut the nets into pieces of size 1m x 0.5m. Keep the middle portion of the net, lengthwise into the axils of 3 <sup>rd</sup> and 4 <sup>th</sup> leaf whirls of the palm. Push the net firmly with small stones into the axils. The hanging sides of the net should be kept open. The beetles will be trapped in the nets and get destroyed. Care should be taken to move the nets to upper leaf axils accordingly while fresh leaves are emerging.
Black pepper	All stages	Foot rot 	As prophylactic measure, apply 150 gram of Trichoderma enriched neem cake - cow dung mixture in the basins of the vines and incorporate thoroughly with the soil.  If disease already appeared, drench soil in the plant basins with Redomil 0.2% (2g/litre of water). Spray the same on the leaves also.

Banana	All stages	<b>Pseudostem weevil</b> 	Field sanitation. Remove the affected parts and burn it using kerosene. Apply fipronil 0.015% (3 ml l <sup>-1</sup> ). Apply Beauveria bassiana @ 20 g l <sup>-1</sup> at 5, 6 and 7 month after planting.
Banana	Various stages of growth	<b>Sigatoka leaf spot</b> 	<p>There should not be any water stagnation in the basins of the crop. As prophylactic measures spray Pseudomonas (@ 20g/litre) at fortnight intervals.</p> <p>If disease appears:-Cut and burn all affected leaves. Spray Carbendazim and Mancozeb (@ 2ml per litre) alternatively at fortnight interval.</p>
Livestock (Cows/Goats)	Milking	<b>Mastitis</b> 	<p>The disease is common on cows which are sheltered in unhygienic conditions.</p> <p><b><u>Prevention:-</u></b> Ensure hygienic conditions for the individual animals as well as their shelter and its surroundings The milking machines should be cleaned properly after every use. Boost the immunity of cattle by supplementing feeds with vitamins and minerals containing health tonics.</p> <p>If disease appears, give medication under the supervision of a Veterinary doctor immediately.</p>

**\*\* Warning colour codes of rainfall (for disaster management)**

<b>Warning (Take actions)</b>	<b>Alert (Be prepared)</b>	<b>Watch (Be updated)</b>	<b>No warning (No actions)</b>
-------------------------------	----------------------------	---------------------------	--------------------------------

Sd/-  
Nodal Officer,  
GKMS Project, RARS Pilicode