



# Agromet Advisory Bulletin for the District, Kasaragod

(Valid from 13.08.2025 to 17.08.2025)

(Issued jointly by Kerala Agricultural University Regional Agricultural Research Station Pilicode & India Meteorological Department)



Bulletin Number: Pilicode/ Ksd - 64/2025

Date: 12/08/2025

## A. Weather Summary of preceding five days





Rainfall, mm	Max. temp., °C	Min. temp., °C	R. H., %	Wind speed, Km/h
28.4	28.0 – 32.0	23.6 – 24.6	79– 96	00 – 01



## B. Weather forecast for next five days

Parameters	13-08-2025	14-08-2025	15-08-2025	16-08-2025	17-08-2025
Average Rainfall, mm	7	10	8	11	12
Max. Temp, °C	31	31	31	31	31
Min. Temp, °C	24	24	24	24	24
Max. Relative Humidity, %	90	90	90	90	90
Min. Relative Humidity, %	78	78	78	78	78
Wind speed, km/h	4	5	4	3	4
Wind direction, degrees	320	340	270	290	320
Total cloud cover, octa	8	8	8	8	8

## C. Agrometeorological Advisories

Crop	Stages	Problems	Agro-meteorological advisories
<b>General Condition</b>	<b>Light to Moderate Rainfall**</b>		
	<p>The sky will be cloudy. High relative humidity will be experienced. The atmospheric temperature will come down.</p> <p>The atmosphere may be turbid due to heavy wind</p>		
<b>Weather warning</b>	<p>There will be heavy rainfalls on August 13 in isolated places.</p> <p>There will be light to moderate rainfalls from August 14 to 16.</p>		
<b>Impacts</b>	<p>Damaging and losses or deteriorating quality of the open drying agricultural produces like copra, rubber, cashew nuts, seeds, food materials for processing etc..</p> <p>Damages and losses may occur for crops having slender stems like banana and vegetables. Breaking branches and or trees may occur.</p> <p>Chances for water stagnation in the fields.</p>		
<b>General Recommendations</b>	<p>Do not dry any products on open conditions.</p> <p>Do not go for open field operations if heavy rain is experienced</p> <p>Keep livestock and poultries within strong structures. Do not keep livestock under open conditions or under trees.</p> <p>Do not keep seeds, perishable goods, fertilizers, cattle and poultry feeds on moist floors. Keep them in rooms on elevated platforms</p> <p>Travelling may be postponed.</p>		

	Closely follow the directions of disaster management authorities. People living near seashore and on banks of river/waterbodies may take extreme care.		
Rice	Various stages	<p>Leaf folder</p> 	If leaf folder attack is seen, unfold the leaves by rolling thorny wires/twigs over the canopy. If the attack is severe spot spraying of flubendiamide 39.35%SC @ 1.0 ml/10L is recommended. Attack will be more in shaded conditions. Avoid excessive Nitrogenous fertilizers
Coconut	All stages	<p>Rhinoceros beetle</p>  <p>Dwarf varieties and young palms are more vulnerable to the attack.</p>	<p>Take out the beetles from the attacked palm crown using beetle hook. Swab the hole made by the beetles with Bordeaux paste to prevent entry of fungus through the cut surface.</p> <p>Old fishnets can be reused for controlling the pest. Cut the nets into pieces of size 1m x 0.5m. Keep the middle portion of the net, lengthwise into the axils of 3<sup>rd</sup> and 4<sup>th</sup> leaf whirls of the palm. Push the net firmly with small stones into the axils. The hanging sides of the net should be kept open. The beetles will be trapped in the nets and get destroyed. Care should be taken to move the nets to upper leaf axils accordingly while fresh leaves are emerging.</p>
Areca nut	All stages	Water stagnation and decaying of growing bud (bud rot)	<p>Do not allow water stagnation in the planted pits. Provide bunds around the pits to prevent the collection of runoff water in the pits.</p> <p>After the cessation of heavy rainfall, spray 1 % Bordeaux Mixture on the leaves and growing buds, only after mixing with a sticking agent to the fungicide.</p>
Black pepper	Newly planted/early growth stages	<p>Wilt disease</p> 	<p>Spray Redomil (@2g/litre of water) or copper oxy chloride (@3g/litre of water)</p> <p>Drench the soil in the basins with the same preparation (@ 5 litre per vine) as mentioned above.</p>
All crops	Different stages	<p>Giant African Snail</p> 	<p>For trapping the snails, put wet gunny bags filled with leaves of cabbage or cauliflower or papaya in the evening around cattle sheds/houses. The snails can be destroyed by putting them in saline water (200g salts per litre of water)</p> <p>The snails on the crops can be destroyed by spraying 0.3% (3g per litre of water) copper sulfate</p>

Banana	Various stages of growth	<p>Rhizome rot</p> 	<p>Ensure good drainage in the garden</p> <p>Drench with Streptocyclin antibiotic (@2g/10L)</p> <p>Or</p> <p>Copperhydroxide (20g/10L) at the basin of the plant.</p>
Cow	Any stage	<p>FMD (Foot and Mouth disease)</p> 	<p>Foot and Mouth disease is a highly transmissible disease caused by infection with an Aphthovirus. The infection results in vesicular lesions in and around the mouth and on the feet, resulting in the reluctance of an animal to eat or move. <b>Prevention:</b> Ensure hygienic conditions for the individual animals as well as their shelter and its surroundings. Boost the immunity of cattle by supplementing feeds with vitamins and minerals containing health tonics. If disease appears, give medication under the supervision of a Veterinary doctor immediately.</p>

**\*\* Warning colour codes of rainfall (for disaster management)**

Warning (Take actions)	Alert (Be prepared)	Watch (Be updated)	No warning (No actions)
------------------------	---------------------	--------------------	-------------------------

Sd/-  
Nodal Officer,  
GKMS Project, RARS Pilicode