



# Agromet Advisory Bulletin for the District, Kasaragod

(Valid from 27.12.2025 to 31.12.2025)

(Issued jointly by Kerala Agricultural University Regional Agricultural Research Station Pilicode & India Meteorological Department)



Bulletin Number: Pilicode/ Ksd – 103/2025

Date: 26/12/2025

## A. Weather Summary of preceding four days







Rainfall, mm	Max. temp., °C	Min. temp., °C	R. H., %	Wind speed, Km/h
0.0	30.4 – 31.5	17.8 – 18.6	68 – 95	00 – 01

## B. Weather forecast for next five days

Parameters	27-12-2025	28-12-2025	29-12-2025	30-12-2025	31-12-2025
Average Rainfall, mm	0	0	0	0	0
Max. Temp, °C	31	31	31	31	31
Min. Temp, °C	20	20	20	20	20
Max. Relative Humidity, %	80	80	80	80	80
Min. Relative Humidity, %	65	65	65	65	65
Wind speed, km/h	3	3	3	3	3
Wind direction, degrees	250	250	250	250	230
Total cloud cover, octa	3	3	3	5	8

## C. Agrometeorological Advisories

Crop	Stages	Problems	Agro-meteorological advisories
<b>General Condition</b>	<b>No Rainfall**</b>		
	The sky will be partially cloudy. Atmospheric humidity will be normal. Low night temperature and high day temperature will be experienced. Hence there will be distinct difference between day time temperature and night temperature.		
<b>Weather warning</b>	No rainfall from December 27 to 31.		
<b>Impacts</b>	Damages and losses may occur for crops having slender stems like banana and vegetables. High temperature during daytime may cause high rate of evaporation of water from the soil. Direct exposure to sunlight may cause sunburn and injuries animals.		
<b>General Recommendations</b>	Give popping to all soft slender stemmed crops like banana, vegetables, climbers etc Provide mulching to crops to reduce waterloss from soil. For mulching, the trashes used should be free of any pest and diseases. Avoid the trashes of the same species as mulch. This will help to prevent the multiplication of crop specific pest and disease causing organisms. Powdering the top soil using a secondary tillage implement and spreading it uniformly over the field, will help to conserve water for a long period of time in the fields. Adopt drip irrigation method for maximum water use efficiency. Provide shade net for vegetable crops and ensure irrigation. Donot keep animals under open conditions for a long time. Provide sufficient drinking water to them.		

Coconut	Various growth stages	<p>Rugose White fly</p> 	<p>As this is a sap sucking pest, its infestation will be heavy during the hot and dry climatic periods.</p> <p>The sticking property of the gum secreted by the insects may lose in moist conditions. Adopting mulching and irrigations may help the plants to keep the leaves' surfaces moist. On young palms intermittently sprinkle water on the leaves also.</p>
Banana	Various stages of growth	<p>Sigatoka leaf spot</p> 	<p>Cut and burn all affected leaves.</p> <p>Spray Tilt or Contaf (@ 2ml per litre)</p>
Cucurbit Vegetables	Planting	<p>Downy mildew</p> 	<p>As a prophylactic measure apply 'Mancozeb' (@ 2g/l of water). If disease appeared, spray Akomin® (@3ml/L) on both surfaces of the leaves, thrice at 15 days interval. Remove and burn out the infested leaves.</p>
Cucurbitaceous Vegetables	Flowering and fruit setting	<p>Melon fruit flies</p> 	<p>Keep pheromone traps.</p> <p>Spray Malathion:- Mix 2 ml of Malathion in one litre of water. Dissolve 10g of jaggery in the solution to attract the flies. Spray this solution on lower sides of the leaves</p>
Pumpkin	All stages	<p>Pumpkin beetle</p> 	<p>Apply malathion 50 EC @ 3 ml / litre of water or malathion 50 EC @ 2 ml + neem oil 4ml per litre of water.</p> <p>After irrigation, drench the soil with malathion 50 EC @ 3 ml / litre of water. After the application of insecticide, with hold irrigation on next two days.</p>
Cashew	Flowering stage (Early bearing varieties like Madakathara – 1, KAU – Nihara)	<p>Tea mosquito bug</p> 	<p>Take control measures only if the attack is seen (only if there is scraped marks on peduncle/pedicle of the panicle).</p> <p>If the attack is noticed spray quinalphos + mancozeb (@quinalphos 2ml + mancozeb 2g in one litre of water)</p>

**\*\* Warning colour codes of rainfall (for disaster management)**

<b>Warning (Take actions)</b>	<b>Alert (Be prepared)</b>	<b>Watch (Be updated)</b>	<b>No warning (No actions)</b>
-------------------------------	----------------------------	---------------------------	--------------------------------

Sd/-  
Nodal Officer,  
GKMS Project, RARS Pilicode