



Agromet Advisory Bulletin for the District, Kozhikode

(Valid from 09.0.2025 to 13.07.2025)

(Issued jointly by Kerala Agricultural University Regional Agricultural Research Station Pilicode& India Meteorological Department)



Bulletin Number: Pilicode/ Kkd -54/2025

Date: 08/07/2025

A. Weather Summary of preceding five days






Rainfall, mm	Max. temp., °C	Min. temp., °C	R. H., %	Wind speed, Km/h
88.6	28.2 – 31.6	23.2 – 24.4	76 – 98	00 – 18

B. Weather forecast for next five days

Parameters	09-07-2025	10-07-2025	11-07-2025	12-07-2025	13-07-2025
Average Rainfall, mm	12	7	10	5	5
Max. Temp, °C	29	29	29	29	29
Min. Temp, °C	24	24	24	24	24
Max. Relative Humidity, %	90	90	90	90	90
Min. Relative Humidity, %	85	85	85	85	85
Wind speed, km/h	3	3	3	5	4
Wind direction, degrees	320	320	340	340	340
Total cloud cover, octa	7	7	7	7	8

C. Agrometeorological Advisories

Crop	Stages	Problems	Agro-meteorological advisories
General Condition	Light to Moderate Rainfall**		
	The sky will be cloudy. High relative humidity will be experienced. The atmospheric temperature will come down.		
	There will be light to moderate rainfalls from July 09 to 11.		
	There will be heavy rainfalls on July 12 in isolated places.		
Weather warning	Chances for isolated heavy rainfall on July 08.		
Impacts	<p>Difficulty in drying agricultural produce in open conditions.</p> <p>Chances for fall off of slender stemmed fruits and vegetables.</p> <p>Chances for water stagnation in the fields.</p>		
General Recommendations	<p>Drain the stagnating water from the cultivated areas where heavy water stagnations occurred due to the last five days heavy rainfalls</p> <p>Harvest all the ripened products if any quickly. Do not keep the harvested products in the field itself.</p> <p>Do not attempt to dry the products like rice, rubber, copra, pulses, vegetable seeds, etc directly under sun.</p>		

	<p>Give popping to all soft slender stemmed crops like banana, vegetables, climbers etc. Clean the drainage channels in crop lowlands to enable proper drainage of excess water in case of exigencies if any.</p> <p>Do not shelter the cattle in houses with weak structures.</p> <p>Keep animal feeds, seeds, fertilizers etc. in termite free and moist free rooms on elevated platforms coated with wooden panels.</p> <p>Avoid activities under open conditions while there is lightning. Also do not expose livestock to such unfavorable weather conditions.</p> <p>Seedlings of tree crops can be planted now. Ensure proper distance between the plants. The $\frac{2}{3}$ portions of the pits should be filled with mixture of topsoil and powdered dry cow dung/compost.</p> <p>Spraying should be done only if sufficient intervals are available between the rainfalls. Use sticking agents like</p>		
Paddy	Seedlings(Nursery/ Transplanted)	<p>Leaf folder</p> 	<p>If leaf folder attack is seen, unfold the leaves by rolling thorny wires/twigs over the canopy. If the attack is severe spot spraying of flubendiamide @ 1.0 ml/10L is recommended. Attack will be more in shaded conditions. Avoid excessive Nitrogenous fertilizers</p>
Coconut	Bearing stage	<p>Nut and leaf rot</p> 	<p>Spray hexaconazole @2ml/litre) on the bud and crown Adopt Integrated Nutrient Management Practices for improving the crop health</p>
Black pepper	All stages	<p>Foot rot</p> 	<p>As prophylactic measure, apply 150 gram of Trichoderma enriched neem cake - cow dung mixture in the basins of the vines and incorporate thoroughly with the soil.</p> <p>If disease already appeared, drench soil in the plant basins with Redomil 0.2% (2g/litre of water). Spray the same on the leaves also.</p>
Arecanut	Bearing palms	<p>Inflorescence die back and button shedding</p> 	<p>Warm humid conditions may cause this disease. Spray Hexaconazole (Contaf) 1 ml/litre or Bordeaux mixture 1%. Repeat after 20-25 days.</p>
Banana	Various stages of growth	<p>Sigatoka leaf spot</p> 	<p>There should not be any water stagnation in the basins of the crop.</p> <p>As a prophylactic measure spray Pseudomonas (@ 20g/litre) at fortnight intervals.</p> <p>If disease appears:-Cut and burn all affected leaves. Spray Carbendazim and</p>

			Mancozeb (@ 2ml per litre) alternatively at fortnight intervals.
Poultry	Various stages of growth	Cage hygiene	Keep the cages dry. If moisture persists, ammonia may be generated from the droppings which will adversely affect the health of the birds.

**** Warning colour codes of rainfall (for disaster management)**

Warning (Take actions)	Alert (Be prepared)	Watch (Be updated)	No warning (No actions)
-------------------------------	----------------------------	---------------------------	--------------------------------

Sd/-
Nodal Officer,
GKMS Project, RARS Pilicode