



# Agromet Advisory Bulletin for the District, Kozhikode

(Valid from 31.12.2025 to 04.01.2026)

(Issued jointly by Kerala Agricultural University Regional Agricultural Research Station Pilicode & India Meteorological Department)



Bulletin Number: Pilicode/ Kkd -104/2025

Date: 30/12/2025

## A. Weather Summary of preceding five days







Rainfall, mm	Max. temp., °C	Min. temp., °C	R. H., %	Wind speed, Km/h
0.0	32.4 – 33.8	22.0 – 24.4	57 – 80	00 – 04

## B. Weather forecast for next five days

Parameters	31-12-2025	01-01-2026	02-01-2026	03-01-2026	04-01-2026
Average Rainfall, mm	0	0	0	0.1	0
Max. Temp, °C	34	34	34	34	34
Min. Temp, °C	24	24	24	24	24
Max. Relative Humidity, %	75	75	75	75	75
Min. Relative Humidity, %	60	60	60	60	60
Wind speed, km/h	5	4	4	4	5
Wind direction, degrees	270	290	290	320	270
Total cloud cover, octa	3	4	5	5	5

## C. Agrometeorological Advisories

Crop	Stages	Problems	Agro-meteorological advisories
<b>General Condition</b>	<b>No Rainfall**</b>		
	The sky will be partially cloudy. Atmospheric humidity will be normal. Low night temperature and high day temperature will be experienced. Hence there will be distinct difference between day time temperature and night temperature.		
<b>Weather warning</b>	No rainfall from December 31 to January 02 and on January 04. There will be light rainfall on January 03.		
<b>Impacts</b>	Damages and losses may occur for crops having slender stems like banana and vegetables. High temperature during daytime may cause high rate of evaporation of water from the soil. Direct exposure to sunlight may cause sunburn and injuries animals.		
<b>General Recommendations</b>	Give popping to all soft slender stemmed crops like banana, vegetables, climbers etc Provide mulching to crops to reduce water loss from soil. For mulching, the trashes used should be free of any pest and diseases. Avoid the trashes of the same species as mulch. This will help to prevent the multiplication of crop specific pest and disease causing organisms. Powdering the top soil using a secondary tillage implement and spreading it uniformly over the field, will help to conserve water for a long period of time in the fields. Adopt drip irrigation method for maximum water use efficiency. Provide shade net for vegetable crops and ensure irrigation. Do not keep animals under open conditions for a long time. Provide sufficient drinking water to them.		

Coconut	Various growth stages	<p>Rugose White fly</p> 	<p>As this is a sap sucking pest, its infestation will be heavy during the hot and dry climatic periods.</p> <p>The sticking property of the gum secreted by the insects may lose in moist conditions. Adopting mulching and irrigations may help the plants to keep the leaves' surfaces moist. On young palms intermittently sprinkle water on the leaves also.</p>
Arecanut	All stages	<p>Spindle Bug</p> 	<p>Spray Dimethoate 30EC(1.5 ml/litre of water</p>
Various crops	Various stages	<p>Sucking pests</p>  <p>The climate is favourable for the spread of sucking pests like mealy bug, jassids, aphids, mites, bugs etc. If not controlled properly they will act as vectors and may spread virus diseases.</p>	<p>To control the pests apply neem oil emulsion (5 ml. neem oil mixed in one litre of luke warm soap water solution)</p> <p>Or</p> <p>Apply malathion 50 EC @ 2 ml + neem oil 4ml per litre of water</p>
Cucurbitaceous Vegetables	Flowering and fruit setting	<p>Melon fruit flies</p> 	<p>Keep pheromone traps.</p> <p>Spray Malathion:- Mix 2 ml of Malathion in one litre of water. Dissolve 10g of jaggery in the solution to attract the flies. Spray this solution on lower sides of the leaves</p>
Pumpkin	All stages	<p>Pumpkin beetle</p> 	<p>Apply malathion 50 EC @ 3 ml / litre of water or malathion 50 EC @ 2 ml + neem oil 4ml per litre of water.</p> <p>After irrigation, drench the soil with malathion 50 EC @ 3 ml / litre of water. After the application of insecticide, with hold irrigation on next two days.</p>
Mango	Flowering stage	<p>Mango hoppers</p> 	<p>Spray Azadirachtin (@5ml/litre Azadirachtin 3000pmm)</p>

**\*\* Warning colour codes of rainfall (for disaster management)**

<b>Warning (Take actions)</b>	<b>Alert (Be prepared)</b>	<b>Watch (Be updated)</b>	<b>No warning (No actions)</b>
-------------------------------	----------------------------	---------------------------	--------------------------------

Sd/-  
Nodal Officer,  
GKMS Project, RARS Pilicode