



Agromet Advisory Bulletin for the District, Malappuram

(Valid from 14.06.2025 to 18.06.2025)

(Issued jointly by Kerala Agricultural University Regional Agricultural Research Station Pilicode & India Meteorological Department)



Bulletin Number: Pilicode/Mpm-47/2025

Date: 13/06/2025

A. Weather Summary of preceding four days




Rainfall, mm	Max. temp., °C	Min. temp., °C	R. H., %	Wind speed, Km/h
74.7	28.9 – 31.6	23.8 – 25.1	80 – 96	06 – 14



B. Weather forecast for next five days

Parameters	14-06-2025	15-06-2025	16-06-2025	17-06-2025	18-06-2025
Average Rainfall, mm	35	58	60	60	50
Max. Temp, °C	30	30	30	30	30
Min. Temp, °C	24	24	24	24	24
Max. Relative Humidity, %	95	95	95	95	95
Min. Relative Humidity, %	90	90	90	90	90
Wind speed, km/h	5	5	5	5	5
Wind direction, degrees	340	270	270	270	270
Total cloud cover, octa	8	8	8	8	8

C. Agrometeorological Advisories

Crop	Stages	Problems	Agro-meteorological advisories
General Condition	Extremely Heavy Rainfall**		
	The sky will be cloudy. High relative humidity will be experienced. The atmospheric temperature will come down.		
	There will be extremely heavy rainfalls on June 15 and 16.		
	There will be heavy to very heavy rainfalls on June 14 & 17 in isolated places.		
Weather warning	Chances for heavy to very heavy rainfall on June 14.		
Impacts	<p>Difficulty in drying agricultural produce in open conditions.</p> <p>Chances for fall off of slender stemmed fruits and vegetables.</p> <p>Chances for water stagnation in the fields.</p> <p>Dispersion of soil from the field and hence seed displacement and poor germination of seeds.</p>		
General Recommendations	<p>Take care while drying the harvested products like rice, rubber, copra, pulses, vegetable seeds, etc directly under sun. Do not heap the harvested products in the field itself.</p> <p>Give popping to all soft slender stemmed crops like banana, vegetables, climbers etc.</p> <p>Clean the drainage channels in crop lowlands to enable proper drainage of excess water in case of exigencies if any. Add bleaching powder in the water stagnating fields.</p> <p>Keep animal feeds, seeds, fertilizers etc. in termite free and moist free rooms on elevated platforms coated with wooden pannels.</p>		

	<p>Provide mulch at the base of the crop to prevent soil and root damage.</p> <p>Use sticking agents also while spraying and it should be done when there is no rainfall.</p>		
Paddy (Viruppu: First crop season)	Main Land preparation	<p>If the level of soil moisture content in the paddy field is optimum for ploughing, the tilling operations can be started. With the first ploughing itself, incorporate powdered FYM/compost or green manures (@ 5t/ha) to the soil.</p>	
Coconut	Land preparation and sowing	<p>Areas with well drainage should be selected for planting coconut. Coconut cannot withstand water stagnations.</p> <p>When the level of soil moisture attains sufficient for the digging operations, take pits of size 1mx1mx1m. In laterite soils 1.2mx1.2mx1.2m sized pits are required. The recommended optimum spacing for coconut is 7.6m</p> <p>Fill 1/3 portion of the pits with a mixture of topsoil, powdered FYM and wood ash taken in equal proportion. Dig a small pit in the middle of this and plant the seedling, and strengthen it by compacting the soil surrounding the basal nut portion of the seedlings. Care should be taken not to fall any soil in the crown of the seedlings. Provide prop to avoid tilting off of seedlings.</p> <p>Bunds should be provided at the banks of the pits to prevent and collection and stagnation of runoff water in the pits.</p>	
Coconut	All stages	<p>Rhinoceros beetle</p>  <p>Dwarf varieties and young palms are more vulnerable to the attack.</p>	<p>Take out the beetles from the attacked palm crown using beetle hook. Swab the hole made by the beetles with Bordeaux paste to prevent entry of fungus through the cut surface.</p> <p>Old fishnets can be reused for controlling the pest. Cut the nets into pieces of size 1m x 0.5m. Keep the middle portion of the net, lengthwise into the axils of 3rd and 4th leaf whirls of the palm. Push the net firmly with small stones into the axils. The hanging sides of the net should be kept open. The beetles will be trapped in the nets and get destroyed. Care should be taken to move the nets to upper leaf axils accordingly while fresh leaves are emerging.</p>
Black pepper	All stages	<p>Foot rot</p> 	<p>As prophylactic measure, apply 150 gram of Trichoderma enriched neem cake - cow dung mixture in the basins of the vines and incorporate thoroughly with the soil.</p> <p>If disease already appeared, drench soil in the plant basins with Redomil 0.2% (2g/litre of water). Spray the same on the leaves also.</p>
Areca nut	Bearing Stage	<p>Mahali disease</p> 	<p>Apply Bordeaux mixture (1%) to the bunch and leaves.</p>

Banana	All stages	Pseudostem weevil 	Field sanitation. Remove the affected parts and burn it using kerosene. Apply fipronil 0.015% (3 ml l ⁻¹). Apply Beauveria bassiana @ 20 g l ⁻¹ at 5, 6 and 7 month after planting.
Ginger/ Turmeric	Sowing	Rot and wilt diseases	As a precaution, use Trichoderma enriched Farm Yard Manure. OR Apply Trichoderma directly onto the moist soil (@ 25g each of Trichoderma per every 100 square meters of the seed bed).
Livestock (Cows/Goats)	Milking	Mastitis 	The disease is common on cows which are sheltered in unhygienic conditions. <u>Prevention:-</u> Ensure hygienic conditions for the individual animals as well as their shelter and its surroundings. The milking machines should be cleaned properly after every use. Boost the immunity of cattle by supplementing feeds with vitamins and minerals containing health tonics. If disease appears, give medication under the supervision of a Veterinary doctor immediately.

**** Warning colour codes of rainfall (for disaster management)**

Warning (Take actions)	Alert (Be prepared)	Watch (Be updated)	No warning (No actions)
-------------------------------	----------------------------	---------------------------	--------------------------------

Sd/-
Nodal Officer,
GKMS Project, RARS Pilicode