



# Agromet Advisory Bulletin for the District, Malappuram

(Valid from 29.03.2025 to 02.04.2025)

(Issued jointly by Kerala Agricultural University Regional Agricultural Research Station Pilicode & India Meteorological Department)



Bulletin Number: Pilicode/Mpm-25/2025      Date: 28/03/2025

## A. Weather Summary of preceding four days




Rainfall, mm	Max. temp., °C	Min. temp., °C	R. H., %	Wind speed, Km/h
11.4	32.0 – 34.4	23.2 – 26.4	62 – 89	04 – 10




## B. Weather forecast for next five days


Parameters	29-03-2025	30-03-2025	31-03-2025	01-03-2025	02-03-2025
Average Rainfall, mm	0.1	0	0	0.1	1
Max. Temp, °C	34	34	34	34	34
Min. Temp, °C	23	23	23	23	23
Max. Relative Humidity, %	85	85	85	85	85
Min. Relative Humidity, %	70	70	70	70	70
Wind speed, km/h	3	3	3	3	3
Wind direction, degrees	270	270	270	270	270
Total cloud cover, octa	7	3	3	7	8

## C. Agrometeorological Advisories

Crop	Stages	Problems	Agro-meteorological advisories
	<b>Light to Moderate Rainfall**</b>		
<b>General Condition</b>	<p>Temperatures will be higher during the day. Atmospheric humidity will be normal.</p> <p>There will be light to moderate rainfalls (From 2.5 mm to 64.4 mm within a time span of 24 hours) on March 28 and April 01.</p> <p>No rainfall on 29 and 30</p> <p>There will be light rainfalls ( From 2.5mm to 15.5 mm within a time span of 24 hours) on March 31.</p>		
<b>Weather warning</b>	Chances for light to moderate rainfalls (From 2.5 mm to 64.4 mm within a time span of 24 hours) on March 28.		
<b>Impacts</b>	<p>Difficulty in drying agricultural produce in open conditions.</p> <p>Chances for fall off of slender stemmed fruits and vegetables.</p> <p>High temperature during daytime may cause high rate of evaporation water from the soil.</p>		
<b>General Recommendations</b>	<p>Take care while drying the harvested products like rice, rubber, copra, pulses, vegetable seeds, etc directly under sun.</p> <p>Do not heap the harvested products in the field itself</p>		

	<p>Give popping to all soft slender stemmed crops like banana, vegetables, climbers etc. Clean the drainage channels in crop lowlands to enable proper drainage of excess water in case of exigencies if any.</p> <p>Keep animal feeds, seeds, fertilizers etc. in termite free and moist free rooms on elevated platforms coated with wooden pannels.</p> <p>Avoid activities under open field conditions during 12 AM to 3 PM on the days with high temperature.</p> <p>Also do not expose livestock to such unfavorable weather conditions.</p>		
Various crops	Various stages	<p style="text-align: center;"><b>Sucking pests</b></p>  <p>The climate is favourable for the spread of sucking pests like mealy bug, jasids, aphids, mites, bugs etc. If not controlled properly they will act as vectors and may spread virus diseases.</p>	<p>To control the pests apply neem oil emulsion (5 ml. neem oil mixed in one litre of luke warm soap water solution)</p> <p style="text-align: center;">Or</p> <p>Apply malathion 50 EC @ 2 ml + neem oil 4ml per litre of water</p>
Coconut	All stages	<p style="text-align: center;"><b>Stem bleeding</b></p> 	<p>Reduce the nut load by harvesting all the matured and about to matured nuts</p> <p>Chisel out the affected parts and apply Hexaconazole (Contaf®) 5ml/litre solution in the wound. After getting the wound dried, immediately smear the spot with Rubbercoat®.</p> <p>Drench the palm basin (2m radius) with Hexaconazole (Contaf®), 50ml dissolved in 25 litre of water per palm at monthly intervals, for 5months or till the disease fully disappears.</p> <p>Spread lime thickly in the basins and incorporate with the soil.</p>
Cucurbitaceous vegetables	All stages	<p style="text-align: center;"><b>Downy mildew</b></p> 	<p>Downy mildew: As a prophylactic measure apply 'Mancozeb' (@ 2g/l of water). If disease appeared, spray Akomin® (@3ml/L) on both surfaces of the leaves, thrice at 15 days intervals.</p>

Mango	Fruit maturing stage	<p style="text-align: center;"><b>Mango fruit flies</b></p> 	<p>Harvest matured mangoes before ripening. Mix cool water and boiling water in equal proportion and dissolve common salt at the rate of one tablespoon per liter of the water mix. Dip the harvested matured mangoes in this warm saline solution for two minutes. After that take out the mangoes, wipe the water on them with cotton cloths and keep for ripening.</p>
Cow	Milking	<p style="text-align: center;"><b>Summer Mastitis</b></p> 	<p>Summer Mastitis is a bacterial disease. The disease is common on cows which are sheltered in unhygienic conditions. The disease is transmitted by insects like flies and mosquitoes.</p> <p><b>Symptoms:-</b> The symptoms are change in composition of milk and turning the milk into an yellow watery liquid , severe fever, lack of appetite, abortions etc. If not treated the cow may lose its milk yielding capacity permanently. Also the cow may lose mobility and gradually death may occur.</p> <p><b>Control:-</b> Ensure hygiene cattle shed and surroundings to control the pathogen and the vectors. Boost the immunity of cattle by supplementing feeds with vitamins and minerals containing health tonics.</p> <p>If disease appears, immediately give medication under the supervision of a Veterinary doctor.</p>
Animal Husbandry	All stages	<p style="text-align: center;"><b>Summer Stress</b></p> 	<p>The rise in temperature will affect the thermoregulatory mechanism of dairy cattle. This will cause increase in body temperature, rapid shallow breathing, increased heart rate, profuse salivation, and reduced feed intake. This in turn results in severe production loss and reduced breeding efficiency in dairy cattle.</p> <p>Provide pure drinking water to the dairy cattle (45 to 60 litres of water), Allow grazing only during the cooler parts of the day. Provide shading. Shelter them in thatched roofings of minimum 9 ft. height with ample ventilation. Providing fans, misting and fogging assembly in cattle sheds will help them to regulate body temperature. Also ensure minerals fortified feeds.</p>

Poultry and pet birds	Different stages	<p style="text-align: center;">Summer stress</p> 	<p>To combat heat stress, the poultry sheds should be protected from direct sunlight, roofing can be painted white to reflect heat, fans can be fitted, cool water can be sprayed, plenty of clean water can be provided with ice, glucose and 0.1 % sodium bicarbonate, feed offered during the cooler parts of the day can be supplemented with 20% extra vitamins, phosphorous and vitamin C.</p>
-----------------------	------------------	--	--

**\*\* Warning colour codes of rainfall (for disaster management)**

<b>Warning (Take actions)</b>	<b>Alert (Be prepared)</b>	<b>Watch (Be updated)</b>	<b>No warning (No actions)</b>
-------------------------------	----------------------------	---------------------------	--------------------------------

Sd/-  
Nodal Officer,  
GKMS Project, RARS Pilicode